





## Molded Polyethylene Handholes for Telecommunications, Utility, Broadband Cable and Municipality Placements



Charles Below Grade Enclosure (CBGE) are lightweight, molded polyethylene handholes available in eight tapered rectangular and two round sizes. Designed for light duty placements (parkway/greenbelt applications), these sturdy below grade enclosures serve a variety of purposes in telecommunications, wireless, utility, CATV and municipality networks.

Constructed from high-density polyethylene (HDPE), Charles Below Grade Enclosures are built to provide years of maintenance-free service and superior shelter for buried network components. CBGE allow technicians easy handhole access to splice cases, control valves, slack cable, and other equipment at network junctions. Molded-in or applied nameplates offer convenient identification, and several security bolt patterns are available.

### MARKETS SERVED:

-  Telecom / FTTX
-  Utility
-  Wireless
-  Broadband Cable



Below Grade Enclosures

### FEATURES

- BEAD/BABAA compliant product
- Structurally rugged, non-metallic molded polyethylene material composition produces enclosures that are durable, lightweight, easy to install, and resistant to chemicals and water
- Tapered sides create maximum usable interior space, and allow both rectangular and round enclosures to be nested for compact shipping and storage
- Deep well bottom edges provide long-term stability in below grade placements
- Variety of drop-in or molded-in nameplates are available, with custom nameplates available via special order
- Multiple molded-in colors available - green, gray, and black
- Skid resistant covers improve safety
- Stainless steel bolts
- Integrated EMS detection available

### APPLICATIONS

CBGE are designed to meet or exceed ANSI/SCTE-77 load rating for light duty (3000 lbs.) to meet the following applications:

- Fiber optic and copper slack cable coiling and storage
- Access to sealed cases (splice cases, repeaters, load coils, SmartCoils™, etc.)
- Meter boxes
- Irrigation system and other waterway control valves
- Integrated EMS detection available
- Traffic signal controls
- Ground rods

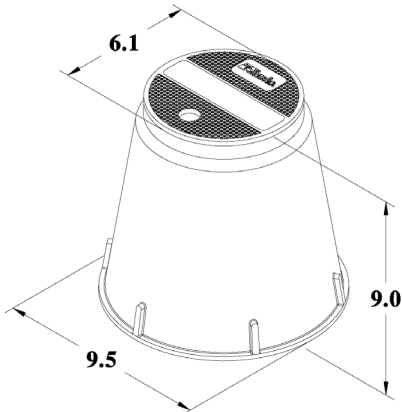
P060010



Appx. Dimensions:  
06"W x 00"L x 10"D

Cover Weight  
(Overlapping Cover):  
0.25 lb.  
Box Weight:  
1.0 lbs.  
Assembly Weight:  
1.25 lbs.

Pallet Quantity:  
500  
Loaded Pallet Weight:  
675 lbs.



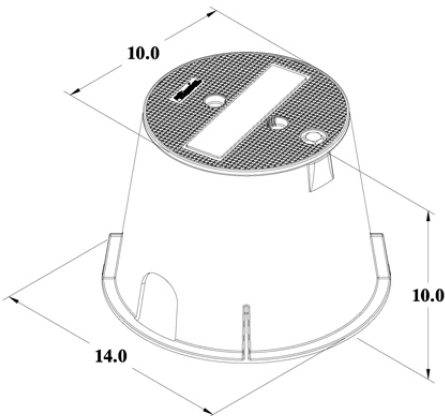
P100010



Appx. Dimensions:  
10"W x 00"L x 10"D

Cover Weight  
(Overlapping Cover):  
1 lb.  
Box Weight:  
3 lbs.  
Assembly Weight:  
4 lbs.

Pallet Quantity:  
180  
Loaded Pallet Weight:  
770 lbs.



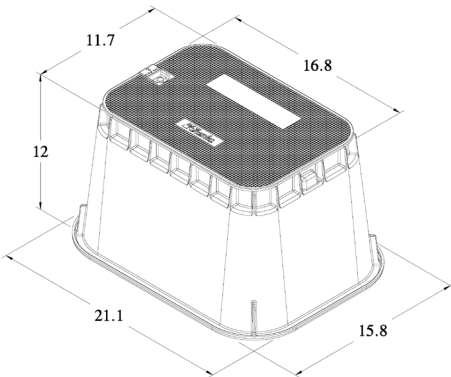
P141912



Appx. Dimensions:  
14"W x 19"L x 12"D

Cover Weight  
(Overlapping Cover):  
2 lbs.  
Box Weight:  
6 lbs.  
Assembly Weight:  
8 lbs.

Pallet Quantity:  
78  
Loaded Pallet Weight:  
635 lbs.



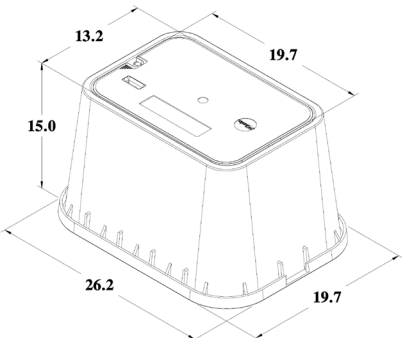
P142015



Appx. Dimensions:  
14"W x 20"L x 15"D

Cover Weight  
(Overlapping Cover):  
6 lbs.  
Box Weight:  
12 lbs.  
Assembly Weight:  
18 lbs.

Pallet Quantity:  
72  
Loaded Pallet Weight:  
1350 lbs.



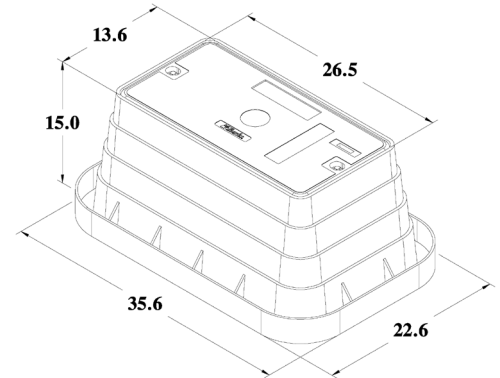
## P132415



**Appx. Dimensions:**  
13"W x 24"L x 15"D

**Cover Weight (Overlapping Cover):**  
5 lbs.  
**Box Weight:**  
19 lbs.  
**Assembly Weight:**  
25 lbs.

**Pallet Quantity:**  
30  
**Loaded Pallet Weight**  
800 lbs.



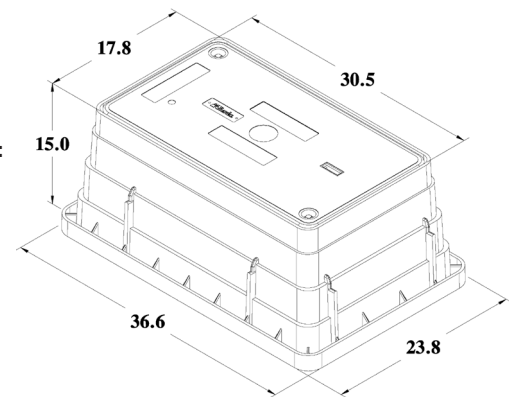
## P173015



**Appx. Dimensions:**  
17"W x 30"L x 15"D

**Cover Weight (Overlapping Cover):**  
11 lb.  
**Box Weight:**  
20 lbs.  
**Assembly Weight:**  
31 lbs.

**Pallet Quantity:**  
20  
**Loaded Pallet Weight:**  
670 lbs.



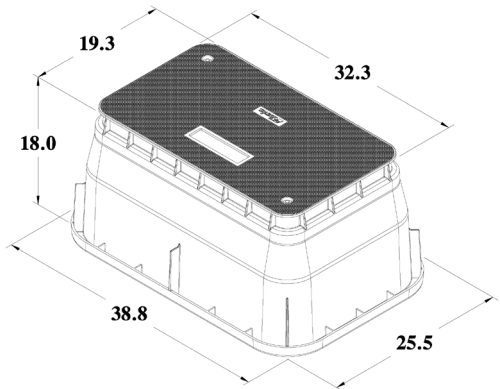
## P173018



**Appx. Dimensions:**  
17"W x 30"L x 18"D

**Cover Weight (Overlapping Cover):**  
11 lbs.  
**Box Weight:**  
21 lbs.  
**Assembly Weight:**  
32 lbs.

**Pallet Quantity:**  
10  
**Loaded Pallet Weight**  
370 lbs.



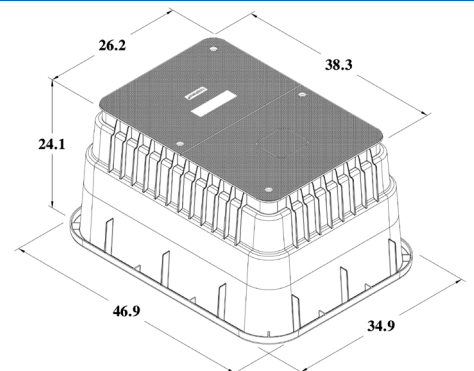
## P243624



**Appx. Dimensions:**  
24"W x 36"L x 24"D

**Cover Weight (Overlapping Cover):**  
20 lbs.  
**Box Weight:**  
47 lbs.  
**Assembly Weight:**  
67 lbs.

**Pallet Quantity:**  
6  
**Loaded Pallet Weight:**  
402 lbs.





# Charles Below Grade Enclosures Part # Nomenclature



1	2	3	4	5	6	7	8	9	10	11				

## 1 – Product

P = P-Series

## 2 – Size - Width\*

06 = 6 inches  
10 = 10 inches  
13 = 13 inches  
14 = 14 inches  
17 = 17 inches  
24 = 24 inches

## 3 – Size - Length\*

19 = 19 inches  
20 = 20 inches  
24 = 24 inches  
30 = 30 inches  
36 = 36 inches  
00 = Round

## 4 – Size - Depth\*

10 = 10 inches  
12 = 12 inches  
15 = 15 inches  
18 = 18 inches  
24 = 24 inches

\*For #2-#4, see inside pages for 8 valid size combinations

## 5 – Type

A = Base/Cover  
S\*\*\* = Base/2-Piece Split Cover  
Y\*\* = Base/2-Piece Split Cover with Pedestal Cut-Out 5.75" x 6.25"

\*\*Y is only available on 17"x30"x18" & 24"x36"x24"  
\*\*\*S is only available on 24"x36"x24"

## 6 – Base Color\*\*\*\*

B = Black  
G = Green  
E = Gray

\*\*\*\*Models with Overlapping Covers are available with Black (B) Base Color option only.

## 7 – Cover Color

G = Green  
E = Gray

## 8 – Option\*\*\*\*\*

M = Tapered w/Mouse Hole  
T = Tapered (std.)

\*\*\*\*\*Mouse hole option is only available on 6" and 10" round, and 14"x19"x12" and 14"x20"x15" rectangle sizes.

## 9 – Bolt Type

E = Edison Penta-head  
H = Hex-head  
R = REA Penta-head  
X = None


## 10 – EMS Detection

T = Telephone  
P = Power  
X = None

## 11 – Name Plate/Customer

CA = CATV  
CU = COMMUNICATIONS  
EL = ELECTRIC  
FO = FIBER OPTIC  
GA = GAS  
GD = GROUND  
LT = LIGHTING  
PW = POWER  
TE = TELEPHONE  
XX = Blank (Filler)  
-- = Empty

Name Plate Examples:



Charles CBGE are for use in non-vehicular traffic placements only (parkway/greenbelt placements). We do not recommend installation in concrete or asphalt. Dimensions may vary marginally.

Looking for other BABA compliant products for BEAD funded projects? Please call (847) 806-6300 for sales assistance and additional product information, including availability of custom options.

## Charles Industries, LLC

An Amphenol Company

1450 American Lane, 20th Floor, Schaumburg, IL 60173

mktsserv@charlesindustries.com

(847) 806-6300

